



# Pom-Pom Maker

*Swinging pom pom scarf*



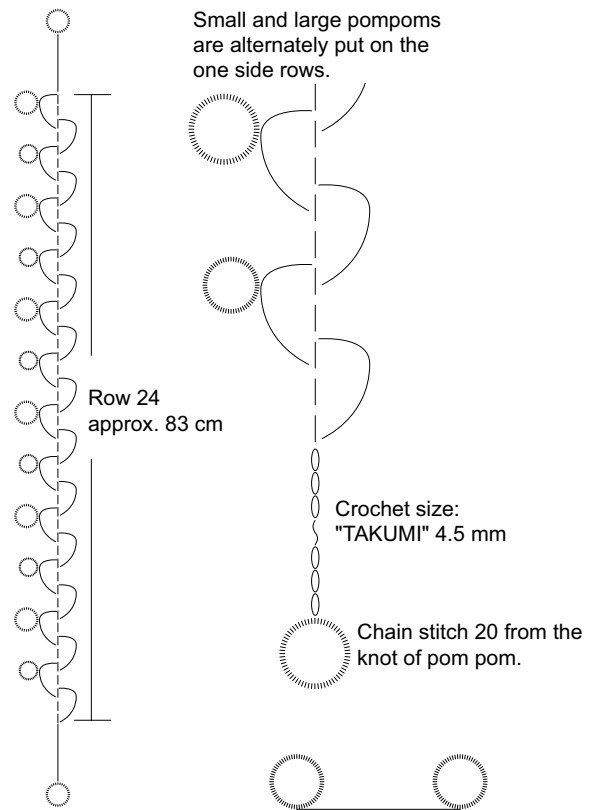
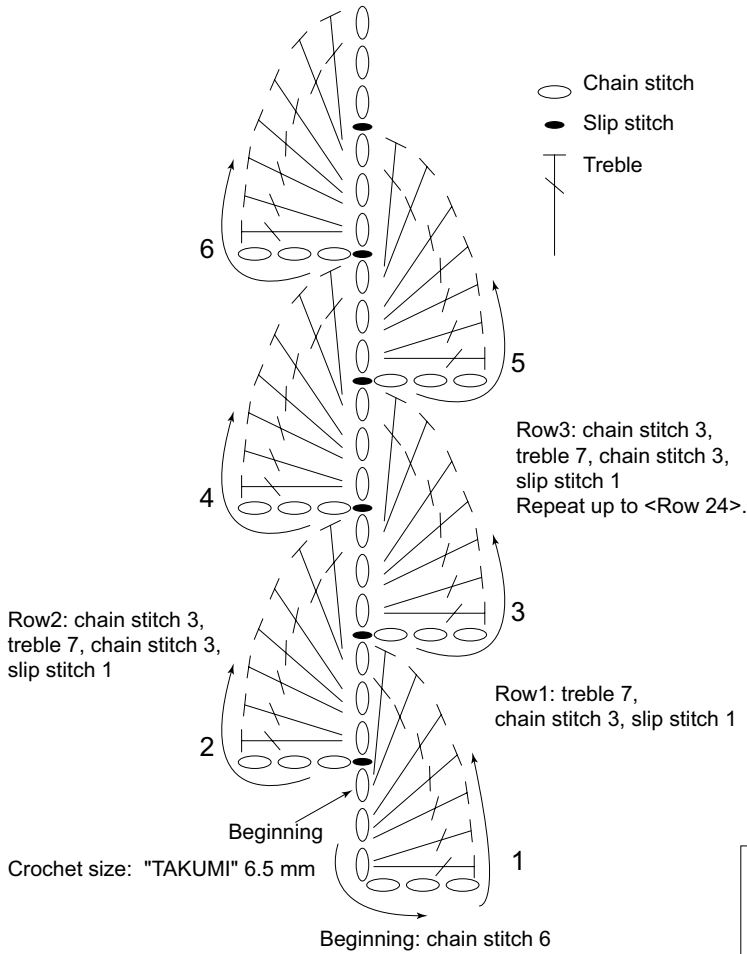
*Neck warmer scarf*



## Swinging pom poms scarf

Yarn: Bulky (yarn weight) 50 m/50 g 3 balls.  
 Crochet size: Clover Bamboo Crochet Hook "TAKUMI" 6.5 mm  
 Clover Bamboo Crochet Hook "TAKUMI" 4.5 mm

Make pom poms with Clover Pom-pom Maker Large (Art No. 3126).  
 Large: Wrap 50 times on 85 mm Pom-pom Maker. 8 pieces  
 Small: Wrap 40 times on 65 mm Pom-pom Maker. 6 pieces



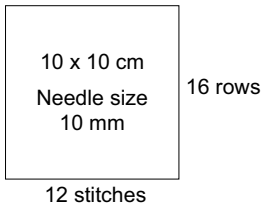
## Neck warmer scarf

Yarn: Bulky 5 (yarn weight) 50 m/50 g 3 balls.  
 Needle size: Clover Bamboo Knitting Needles "TAKUMI" 10 mm

Make pom poms with Clover Pom-pom Maker Large (Art No. 3126).  
 Large: Wrap 50 times on 85 mm Pom-pom Maker. 2 pieces  
 Small: Wrap 20 times on 65 mm Pom-pom Maker. 2 pieces

Knitting instruction

Garner stitch



Part A:  
 Cast on 10 stitches.  
 Garter stitch 40 rows.  
 Keep stitches on needle.  
 Part B:  
 Cast on 10 stitches.  
 Garter stitch 40 rows.  
 Next row work across all 20 stitches.

